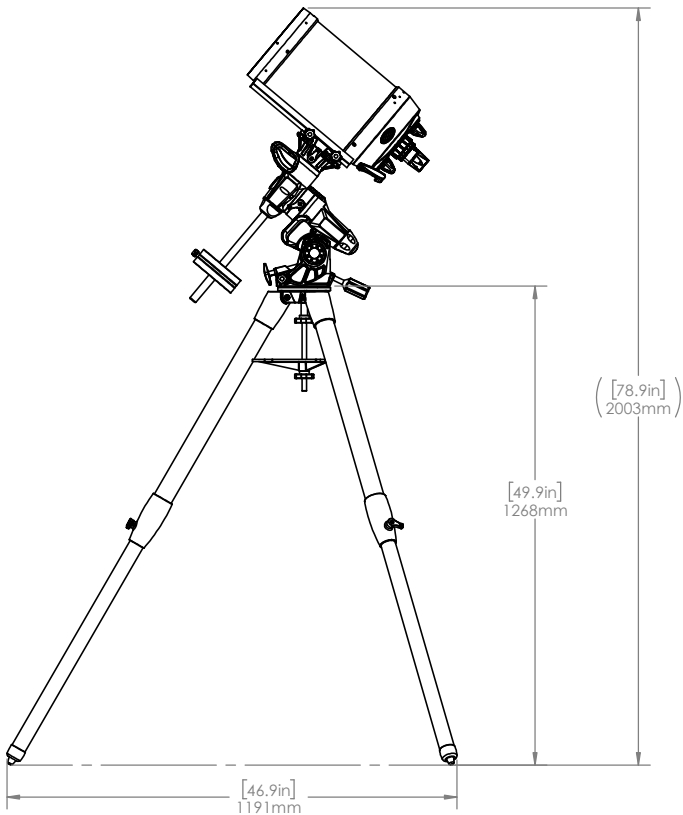
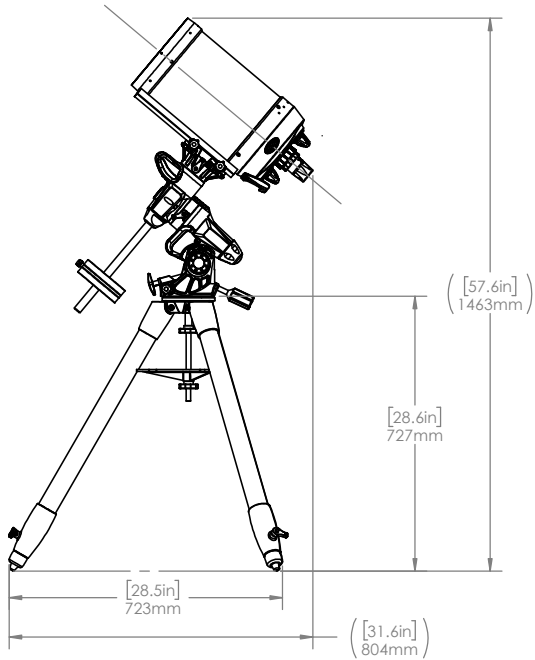


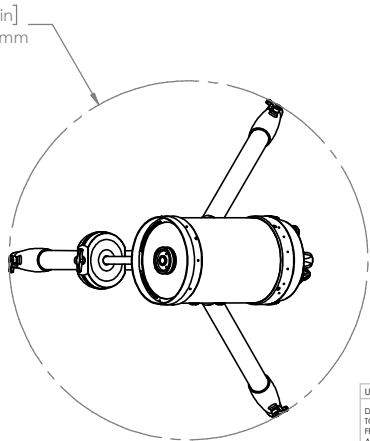
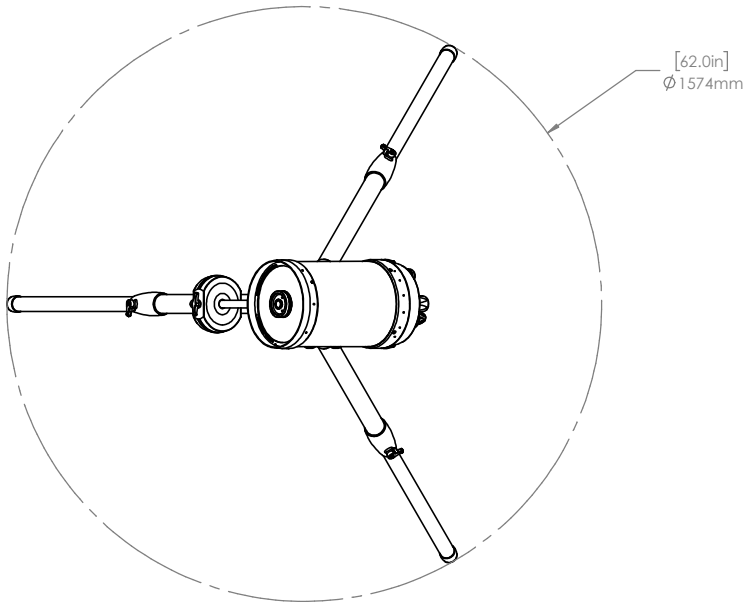
- Notes:
- 1. This drawing represents the telescope system setup at 40° latitude.
 - 2. Overall height and footprint of the telescope system will vary by the setup processes, latitude and environment.
 - 3. This assembly drawing represents both AVX 8" SCT and 8" EdgeHD telescopes.



Tripod legs are fully extended.



Tripod legs are fully retracted.



PROPRIETARY AND CONFIDENTIAL
THE INFORMATION CONTAINED IN THIS
DRAWING IS THE SOLE PROPERTY OF
CELESTRON, LLC. ANY REPRODUCTION IN
PART OR AS A WHOLE WITHOUT THE
WRITTEN PERMISSION OF CELESTRON, LLC
IS PROHIBITED.

UNLESS OTHERWISE SPECIFIED:	DRAWN	NAME	DATE
DIMENSIONS ARE IN MILLIMETER	WM		01/18/21
TOLERANCES:	CHECKED		
FRACTIONAL: ±	ENG APPR.		
ANGULAR: MACH ±0.50	MFG APPR.		
TWO PLACE DECIMAL: ±0.20	Q.A.		
THREE PLACE DECIMAL: ±0.005	COMMENTS:		
INTERPRET GEOMETRIC TOLERANCING PER:			
MATERIAL:			
FINISH:			
DO NOT SCALE DRAWING			

CELESTRON		2835 Columbia St. Torrance, CA 90503	
TITLE:			
AVX 8" EdgeHD Full Setup			
SIZE	DWG. NO.	REV	
C	AVX 8 HD		
SCALE: 1:24		WEIGHT:	SHEET 1 OF 1